


Module 07: Pulling it All Together



1

1

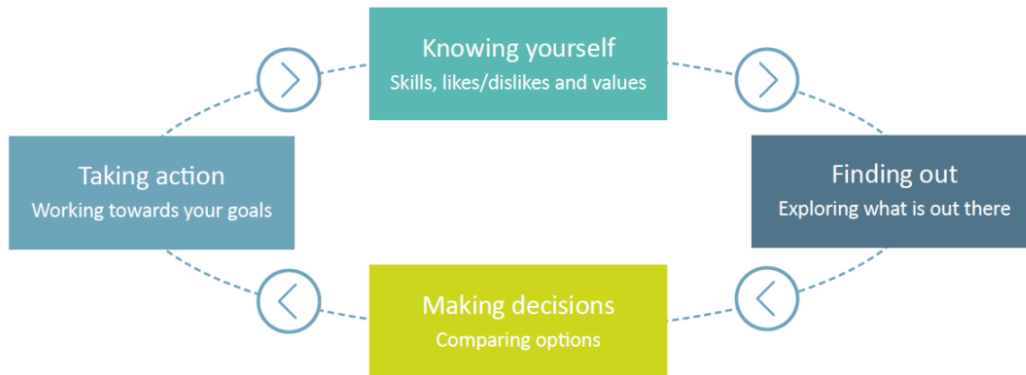
Learning Objectives

1. Know the four steps of the Career Planning Process.
2. Reflect on activities you've done during Transportation Workforce Readiness that can be used in the process.
3. Identify the next steps you need to take in your career planning process.

2

2

Career Planning Process



Career planning is an ongoing process that can help you manage your learning and development

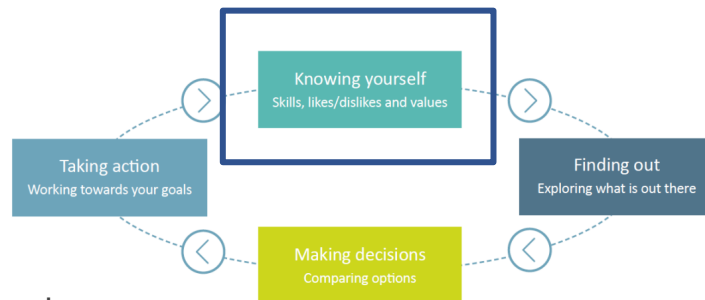
3

3

Career Planning Process

► Step 1: Knowing Yourself

- Where are you now?
- Where do you want to be?
- Questions to get you started:
 - What do I want out of a job or career?
 - What do I like to do?
 - What are my strengths?
 - What is important to me?



Good News! You've already completed many activities during Transportation Workforce Readiness where you've had the opportunity to ask these questions. It's always helpful to re-visit these questions from time-to-time as things change, you learn something new, or a new career opportunity comes your way.

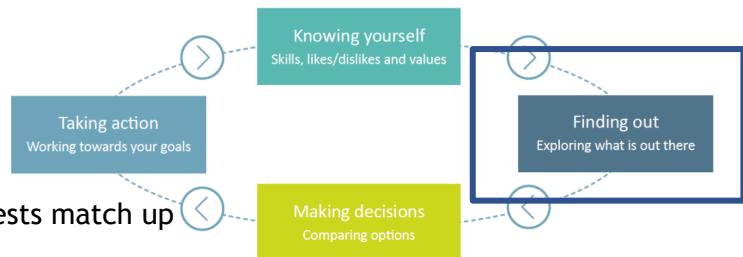
4

4

Career Planning Process

► Step 2: Finding Out

- Explore occupations that interest you and ask yourself:
- How do my skills and interests match up with these occupations?
- Where are the gaps?
- What skills do I need?
- What options do I have to gain these skills or qualify for these occupations?



Good News! You've already completed many activities during Transportation Workforce Readiness where you've had the opportunity to learn about transportation careers. You've also completed checklists and activities to discover your skills and what interests you. *Which career did you learn about you think might best fit your interests and skills?*

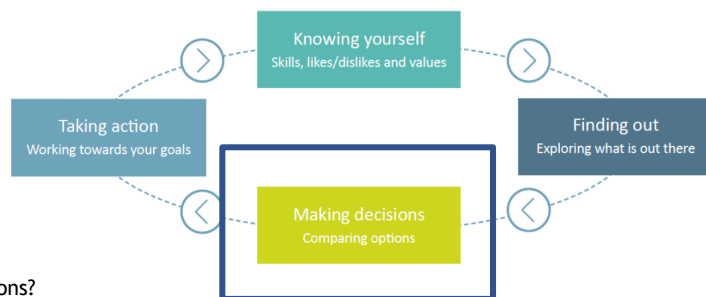
5

5

Career Planning Process

► Step 3: Making Decisions

- Compare your options, narrow down choices, think about what suits you, ask yourself:
- What are my best work/training options?
- How do they match with my skills, interests and values?
- How do they fit with the occupations that are available?
- How do they fit with my current situation and responsibilities?
- What are the advantages and disadvantages of each option?
- What will help and what will hinder me?
- What can I do about it?



Tip: The Career Options Worksheet is a tool you can use in this step

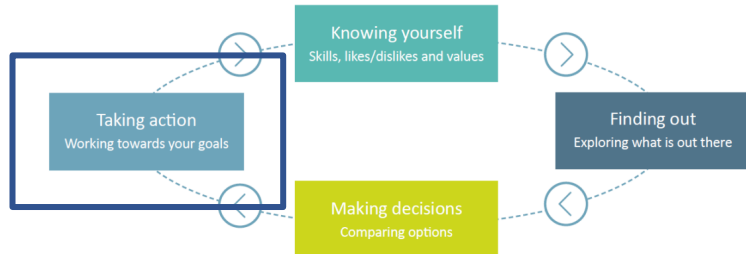
6

6

Career Planning Process

► Step 4: Taking Action

- Put what you've learned to work for you.
- Ask yourself:
 - What actions/steps will help me achieve my work, training, and career goals?
 - Where can I get help?
 - Who will support me?



Tip: The Career Action Plan is a tool you can use in this step

7

7

Career Planning Process



REMEMBER: Career planning is an ongoing process that can help you manage your learning and development

8

8

Activities

- ▶ Career Options Worksheet
- ▶ Career Action Plan

9

9

Post Assessment

- ▶ <https://www.surveymonkey.com/r/TWR-Post-Assessment>



[This Photo](#) by Unknown Author is licensed under [CC BY](#)



10

10